



[Using ConfMaster: procedure for paper submission to IWINAC](#)

Step 1. Register as author and login

Get an account in the submission web application

Step 2. Register a paper

Submit authors data and the PDF file of the paper

Step 3. Upload Latex sources

Submit the Latex2e sources of the paper in a compressed file. Latex2e sources are mandatory before acceptance for the publication of the paper in the IWINAC proceedings in the Springer Lecture Notes in Computer Science.

## Detailed instructions

### Step 1. Register as author and login

If you were already registered as author in any previous IWINAC conference, you can login with your user name or email in the welcome page of the [ConfMaster](#). If you do not remember your password, can create a new one with the **Reset password** option.

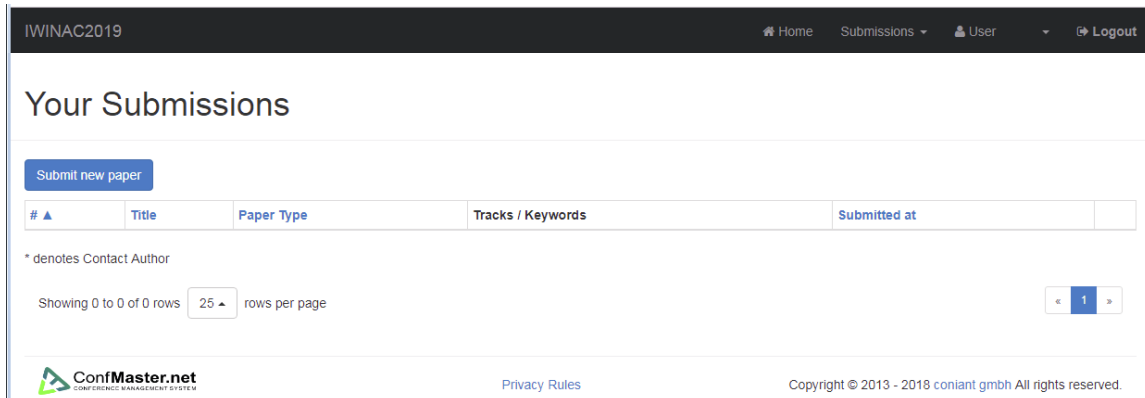
If you are a new author in IWINAC conferences, you can register in [ConfMaster](#), the paper submission application, using **Sign Up**.

In the **Sign Up** form, you must include, at least, the required information in the fields marked with an asterisk (\*). These data will be collected, processed, and used in compliance with the European General Data Protection Regulation (GDPR).

All personal data, the login and the password can be modified later.

Once submitted the form, an email with a link to confirm your registration will be sent to the email address provided.





With the login or email address and the password, through the welcome page you can access to the start page of ConfMaster for registering your papers and editing information.

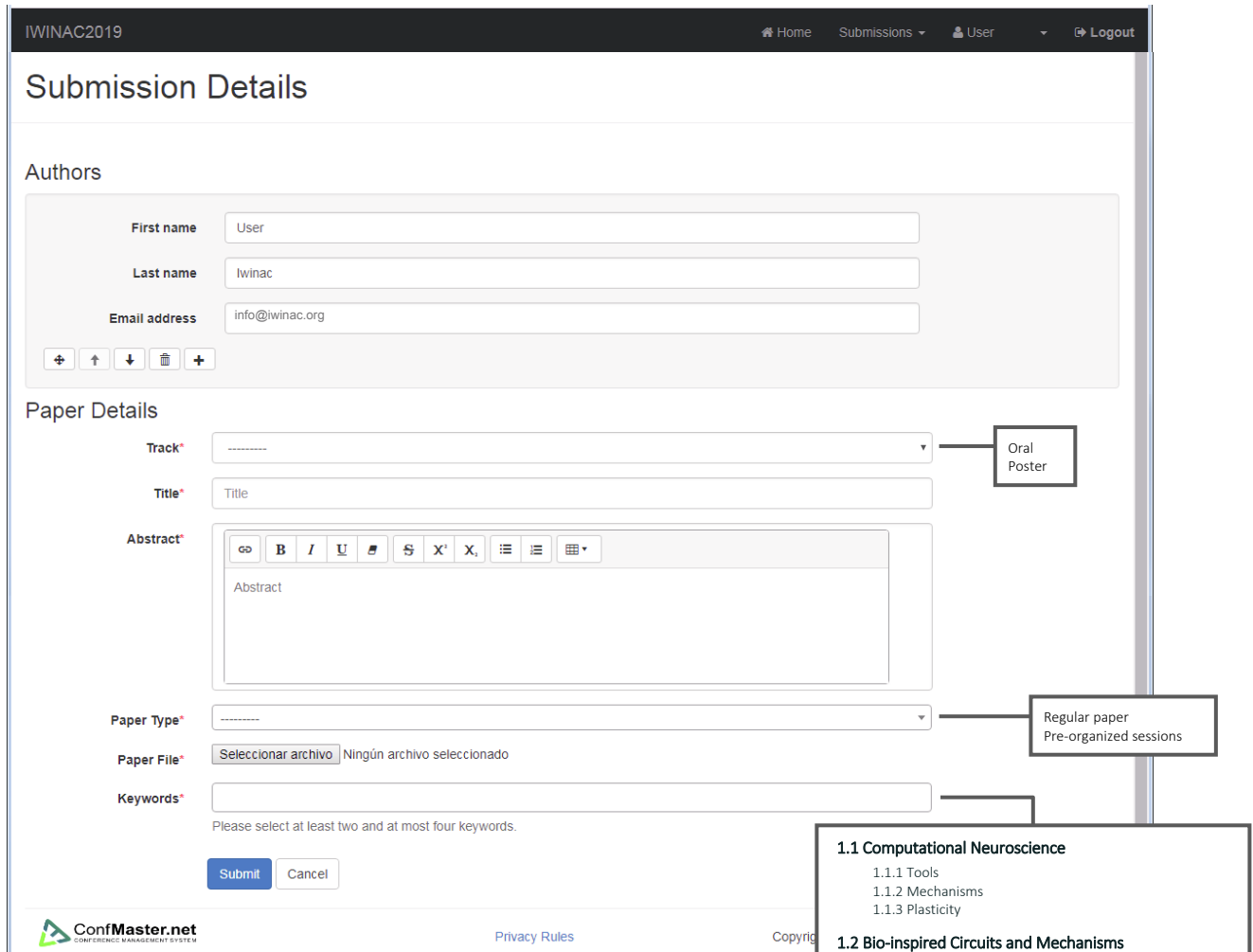


By selecting **User -> Edit personal data** it is possible to change the contact information and the username for login in. The password can be changed with **User -> Change password**. Please be sure to keep track of your login and password if you choose to change it, because you will not receive a message with your changed data. Other user's configuration options allow to manage email address and choose the keywords more suitable to your research.

## Step 2. Register a paper

After logging in the ConfMaster application, click on the **Submit new paper** button in the Submissions page. The form for adding a paper is divided into two areas: Authors and Paper Details.

In the **Authors** area, the fields of the first author are automatically filled in with the data of the user submitting the paper. More authors can be added by clicking on the **Add** icon ; authors can be rearranged using the **Arrow** icons   and removed with the **Bin** icon .



**Submission Details**

**Authors**

First name: User

Last name: Iwinac

Email address: info@iwinac.org

**Paper Details**

Track\*: Oral Poster

Title\*: Title

Abstract\*: Abstract

Paper Type\*: Regular paper, Pre-organized sessions

Paper File\*: Seleccionar archivo Ningún archivo seleccionado

Keywords\*: Please select at least two and at most four keywords.

**1.1 Computational Neuroscience**

- 1.1.1 Tools
- 1.1.2 Mechanisms
- 1.1.3 Plasticity

**1.2 Bio-inspired Circuits and Mechanisms**

- 1.2.1 Electronics
- 1.2.2 Non-conventional approaches to Computation
- 1.2.3 Sensory and motor prostheses

**2.1 Neural Coding and Neuro-informatics**

- 2.1.1 Symbols
- 2.1.2 Brain databases
- 2.1.3 Neurosimulators

**2.2 Bioinspired Programming strategies**

- 2.2.1 Behavior based computational methods
- 2.2.2 Evolutionary computation
- 2.2.3 Hybrid approaches

**3.1 Computational Foundations and approaches to the study of Cognition**

- 3.1.1 AI&KE
- 3.1.2 Controversies on the Philosophical Foundations of AI
- 3.1.3 Computational Modeling of Cognitive Tasks

**3.2 Bioinspired Engineering AI&KE**

- 3.2.1 Knowledge Modeling and Formalization
- 3.2.2 Applications
  - 3.2.2.1 Applications on Biology & Medicine
  - 3.2.2.1 Applications on Robotics
  - 3.2.2.1 Applications on Health biotechnology
  - 3.2.2.1 Applications on other domains

In **Paper Details**, you must provide the title of your contribution, the abstract, the track (if you prefer oral or poster presentation; note that both have the same relevance at IWINAC Conference), the paper type (regular paper or paper for one of the pre-organized sessions), two keywords, at least, from the predefined list, and the **PDF Paper file** (uncompressed) of your contribution.

Once submitted the paper, an email is sent to the authors.

The paper submitted is listed in **Submissions -> View own papers**, where it is possible to view and download the PDF file, update the paper data, remove the paper and upload additional files.

IWINAC2019 Home Submissions User Logout

## Your Submissions

Submit new paper

#	Title	Paper Type	Tracks / Keywords	Submitted at	
1	IWINAC paper	Regular Paper	[1.2 Bio-inspired circuits and mechanisms] 1.2.1 Electronics [3.2 Bioinspired Engineering AI&KE] 3.2.2.1 Applications on biology and medicine	2018-10-01 08:00:00	

\* denotes Contact Author

Showing 1 to 1 of 1 rows 25 rows per page

ConfMaster.net CONFERENCE MANAGEMENT SYSTEM Privacy Rules Copyright © 2013 - 2018 coniant gmbh All rights reserved.

### Step 3. Upload Latex sources

As indicated in the Call for Papers, Springer requires Latex2e sources for publication of a paper in the Lecture Notes in Computer Science series. **Therefore, the submission of a paper is not completed with the upload of the PDF file, but it is also mandatory the upload of the Latex2e sources.** This can be done with the **View own papers** option in **Submissions**, and then clicking on **Upload additional files**.


. Below this, there is a section 'Upload a new File' with a 'File with Latex Sources\*' field containing an 'Examinar...' button and the text 'No se ha seleccionado ningún archivo.' and a 'Submit' button."/>

IWINAC2019 Home Submissions User Logout

## Uploaded Paper Files

Paper# IWINAC paper

Paper Type	Regular Paper
Keywords	[1.2 Bio-inspired circuits and mechanisms] 1.2.1 Electronics, [3.2 Bioinspired Engineering AI&KE] 3.2.2.1 Applications on biology and medicine
Submission File	

Upload a new File

File with Latex Sources\*  No se ha seleccionado ningún archivo.

ConfMaster.net CONFERENCE MANAGEMENT SYSTEM Privacy Rules Copyright © 2013 - 2018 coniant gmbh All rights reserved.

In the **Upload Paper Files** page, use **File with Latex Sources** to submit the Latex sources of the paper in **only one compressed file** ("tar+gzip" or ".zip" format) containing all the LATEX2e sources, including images.

Please note that source files for each paper must be submitted before acceptance of papers.